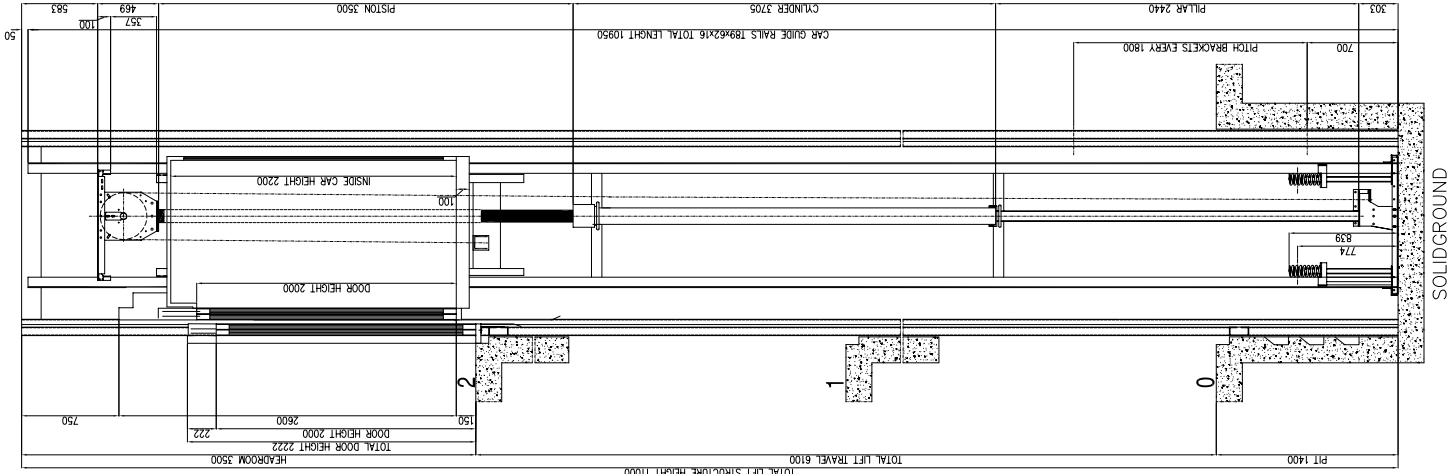
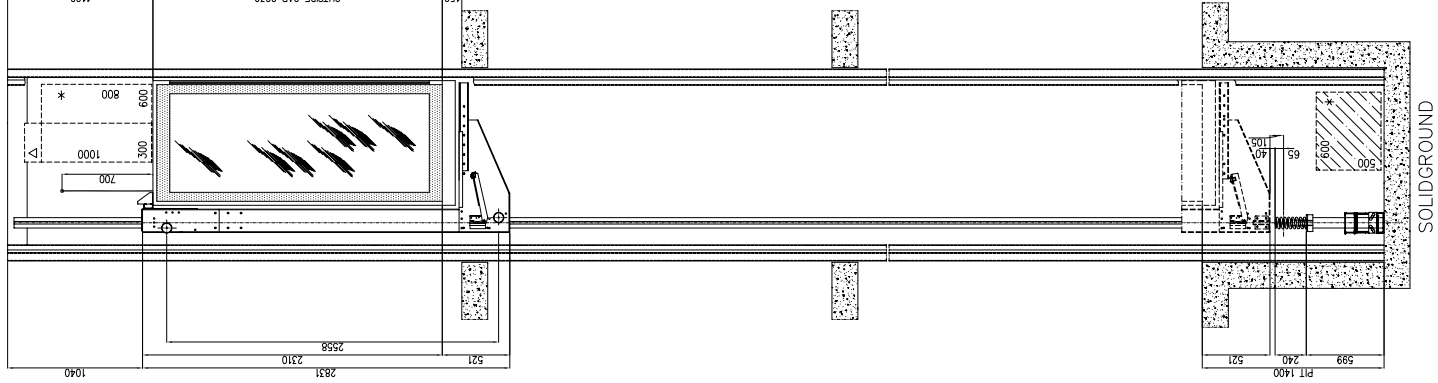


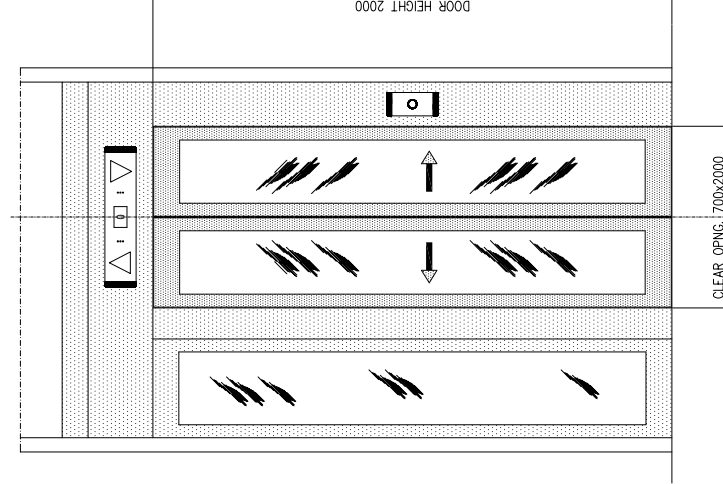
SECTION A:A - SCALE 1:20



SECTION B:B - SCALE 1:20



ENTRANCE ELEVATION (AT ALL FLOORS) - SCALE 1:10



* FREE SPACE FOR MAINTENANCE
 △ THE CAR ROOF SHALL HAVE AT ONE POINT A CLEAR AREA FOR STANDING OF AT LEAST 0.12 m², IN WHICH THE LESSER DIMENSION IS AT LEAST 0.25 m.

REVISION 4	DATE: 06-02-2009	FRMA	Angelo Bonfanti
CAR TRAVEL WAS 7000 mm; HEADROOM WAS 3400 mm.		REV.	PLANT N.
Angelo Bonfanti		4	10274/3256
REVISION 3	DATE: 27-01-2009	DATE	06-02-2009
PISTON WAS ON THE BACK SIDE		DATE	06-02-2009
Angelo Bonfanti		DATE	06-02-2009
REVISION 2	DATE: 19-01-2009	DATE	06-02-2009
OUTSIDE STRUCTURE WIDTH WAS 1480 mm; OUTSIDE STRUCTURE DEPTH WAS 1580 mm.		DATE	06-02-2009
Angelo Bonfanti		DATE	06-02-2009
REVISION 1	DATE: 09-01-2009	DATE	06-02-2009
CAR WIDTH WAS 900 mm; CAR DEPTH WAS 1100 mm; CAR FRAME WAS ON THE LEFT SHAFT SIDE.		DATE	06-02-2009
LIFT TRAVEL WAS 7000 mm; PUMP UNIT AND CONTROLLER WERE IN MACHINE ROOM. HEADROOM WAS 3400 mm.		DATE	06-02-2009
Angelo Bonfanti		DATE	06-02-2009